



Features :

- 200–1000VDC ultra-wide input voltage range
- 3000 Vac isolation voltage
- Protections: Short circuit / Overload / Over voltage / Over temperature
- Input undervoltage protection
- Guide rail type installation
- High reliability and long life
- Three-prevention technology inside the power supply
- Support DC OK function
- Parallel function optional

Application:

- Photovoltaic power generation
- New Energy, energy storage equipment power supply

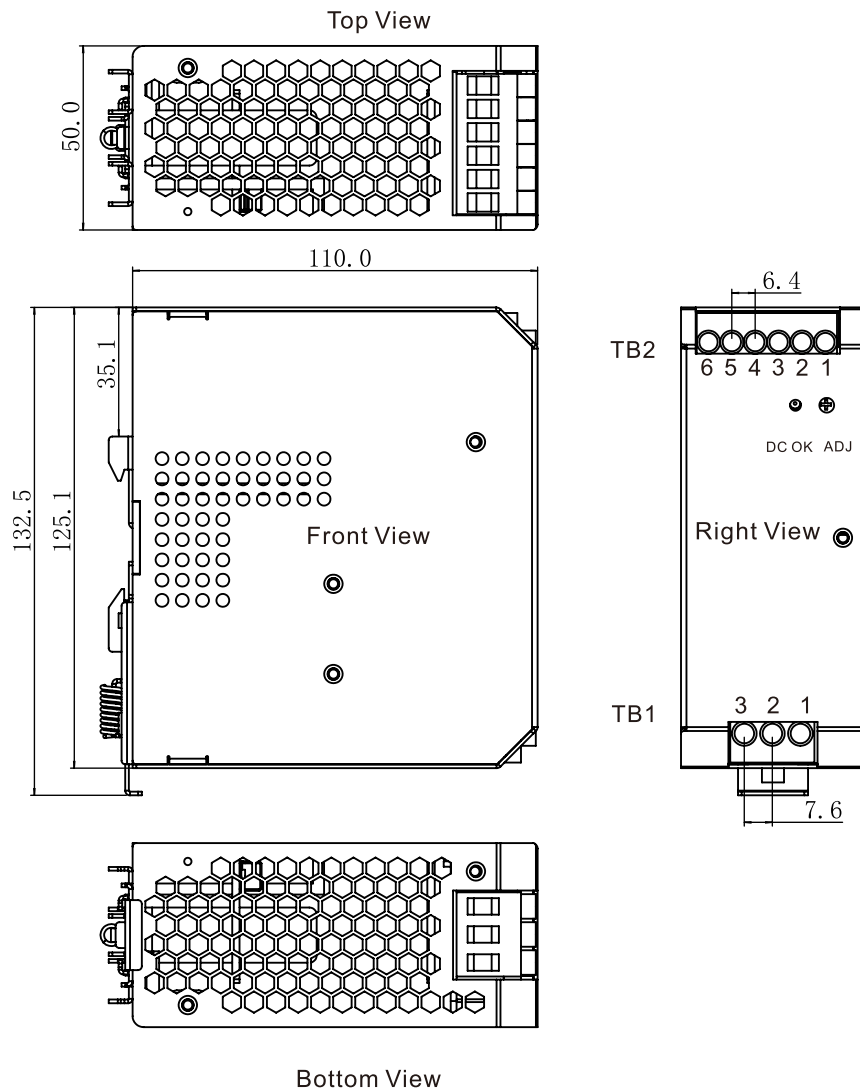
Specification

MODEL		MHDR-250-12	MHDR-250-24	MHDR-250-36	MHDR-250-48
INPUT	VOLTAGE RANGE	200~1000VDC (Refer to 'derating curve')			
	EFFICIENCY(Typ.)	87%/ @600VDC	89%/ @600VDC	89.5%/ @600VDC	89.5%/ @600VDC
	AC CURRENT(Typ.)	0.5A/@600VDC			
	LEAKAGE CURRENT	90A/600VDC ; 160A/1000VDC ;			
OUTPUT	DC VOLTAGE	12V	24V	36V	48V
	DC VOLTAGE	11.4-14V	23-27V	34-40V	46-52V
	CURRENT RANGE	0-15A	0-10A	0-6.5A	0-5A
	RATED POWER	180W	240W	234W	240W
	RIPPLE&NOISE(max.)	150mVp-p	240mVp-p	240mVp-p	300mVp-p
	VOLTAGE TOLERANCE	±2.0%			
	LINE REGULATION	±1%			
	LOAD REGULATION	±2.0%			
	SETUP TIME (max)	3S			
	CAPACITIVE LOAD (min)	2000uF			
PROTECTION	OVER LOAD	> 110%rated output power/Self-recovery			
	SHORT CIRCUIT	Self-recovery from failure resolution			
	OVER VOLTAGE	120%~150% rated output voltage/resume after restart			
ENVIRONMENT	WORKING TEMP,HUMIDITY	-30~+70°C (Refer to 'derating curve') , 20~90%RH non-condensing			
	STORAGE TEMP,HUMIDITY	-40~+80°C, 10~95%RH			
	OPERATING ALTITUDE	≤3000m			
	Heat dissipation mode	Cooling by free air convection			
Safety and electromagnetic compatibility	Safety standards	EN62109-1			
	Withstand voltage	I/P-OP:3.0KVAC I/P-FG:1.5KVAC O/P-FG:0.5KVAC			
	Isolation resistance	I/P-O/P, I/P-FG, O/P-FG:100MΩ/500Vdc/25°C/70%RH			
	Electromagnetic compatibility emission	Parameter	Standard		Test Level / Note
		Conducted emission	BS EN/EN55032(CISPR32),FCC PART 15 / CISPR22 CAN ICES-3(B)/NMB-3(B),CNS13438,GB17625.1EAC TP TC 020,MSIP KN32		Class A
		Radiated emission	BS EN/EN55032(CISPR32),FCC PART 15 / CISPR22 CAN ICES-3(B)/NMB-3(B),CNS13438,GB17625.1EAC TP TC 020,MSIP KN32		Class A
		Harmonic current	BS EN/EN61000-3-2,GB9254		----
	Voltage flicker	BS EN/EN61000-3-3		----	
	Electromagnetic compatibility immunity	BS EN/EN55035			
		Parameter	Standard		Test Level / Note
		ESD	BS EN/EN61000-4-2		Level 4, 8KV /15KV
		RF field susceptibility	BS EN/EN61000-4-3		Level 4
		EFT bursts	BS EN/EN61000-4-4		Level 3, 2KV
Surge susceptibility		BS EN/EN61000-4-5		Level 3, 1KV	
Conducted susceptibility		BS EN/EN61000-4-6		Level 4	
Magnetic field immunity		BS EN/EN61000-4-8		Level 4	
Voltage dips , interruption	BS EN/EN61000-4-11				

OTHERS	DIMENSION	50*125.1*110mm(W*H*D)
	WARRANTY	24 Months
	Mean Time to failure	>300,000h
NOTE	<p>1.All parameters NOT specially mentioned are measured at 400Vac input, rated load and 25°C of ambient temperature.</p> <p>2. Ripple & noise are measured at 20MHz of bandwidth by using a 12" twisted pair-wire terminated with a 0.1uF & 47uF parallel capacitor.</p> <p>3. Tolerance: includes set up tolerance, line regulation and load regulation.</p> <p>4. Line regulation ,voltage must be measured from the output terminal.</p> <p>5. External fuse recommended 6A/1000VDC, must be connected.</p> <p>6. Installation Gap: the recommended installation, 40mm, 20mm, about 5mm gap. A gap of 15mm is recommended when the adjacent equipment is a heat source.</p>	

Mechanical specification:

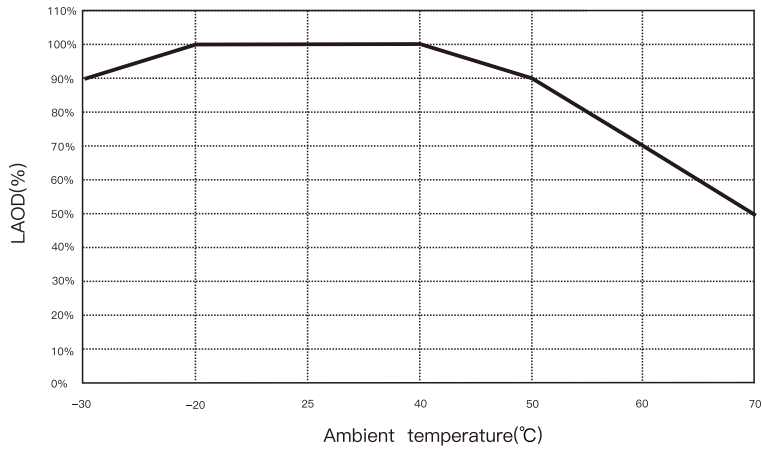
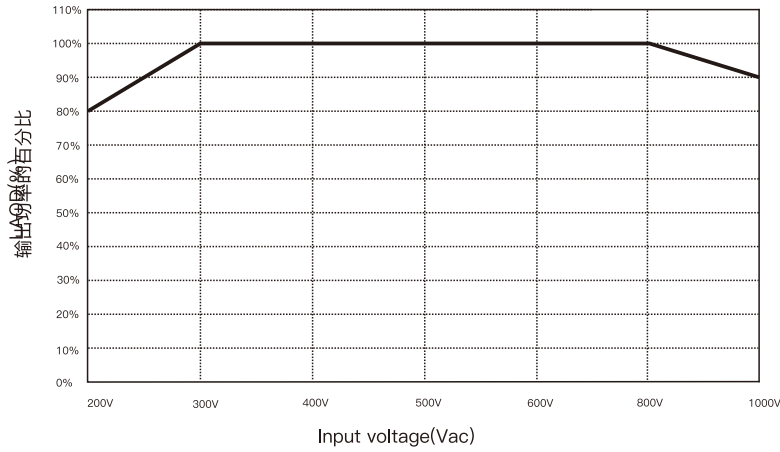
Unit: mm



ADMISSIBLE DIN-RAIL: TS35/7.5 OR TS35/15
Terminal Pin No. Assignment

TB1		TB2	
Pin No.	Assignment	Pin No.	Assignment
1	FG	1,2	DC OK RELAY
2	IN-	3,4	DC output -V
3	IN+	5,6	DC output +V

Derating curve:



NOTE: 1. In a short time (within 20 seconds) appear below 300 Vdc or higher than 800Vdc voltage, no reduction in use.
 2. The temperature drop must be combined with the voltage drop.